


Scales & Balances
Básculas & Balanzas
Waagen
Systèmes de Pesage

Bilancia Pesa
Весы
秤 & 天平
はかり



the year of 2011



FLOOR SCALES

HIWEIGH®



WWW.HIWEIGH.COM

About HIWEIGH

HIWEIGH, a manufacturer and supplier specialized in weighing products, we have devoted ourself to the development and improvement of weighing technology and system for more than 10 years, who also take the swiftest result of the weighing process and the highest precision of weighing result as their target for every weighing solution they supply!



With this catalogue, you can find all solutions for floor scales from 1mx1m to 1.5mx2.0m, with capacity from 300Kg till 5000Kg, from steel platforms to stainless steel platforms for all industrial and commercial demand...

Address: No.2278,Zhaotai Road, Minhang District, Shanghai
 Tel: 0086-21-24281404 Fax: 0086-21-24281385
 Email: hiweigh@gmail.com hiweigh@hotmail.com
www.hiweigh.com

Enjoy your weighing!



Contact Us

Symbols

-  Totalization/Accumulation
-  4-20mA Analogue Output
-  Tare Function
-  A.C/D.C Power Supply
-  Red LED Display
-  Green LED Display
-  LCD Display
-  Multi-units Exchange
-  Counting Function
-  Checkweigh Function
-  Below Weighing
-  Wash Down
-  Built-In Battery
-  RS-232 Interface
-  GLP/ISO Print Output
-  Clock
-  Percentage Weigh
-  Internal Calibration
-  External Calibration
-  Dynamic/Animal Weigh
-  Backlight

Since 1998

Legal Notice

HIWEIGH[®]

is the registered brand logo by the owner of Hiweigh Technologies Limited and Shanghai Scales & Accessories factory, it's the main brand for their industrial and commercial scales and other weighing products, it insists of two weights instead of letter l in the HI + WEIGH which shows clearly what products we are making, for any inquiry or distribution of the HIWEIGH products, please send the mail to hiweigh@gmail.com or hiweigh@hotmail.com



Joyscale[®]

is the registered brand logo by by the owner of Hiweigh Technologies Limited and Shanghai Scales & Accessories factory, it's the main brand for their medical and other small scales, it insists of JOY+SCALE which shows the enjoyment brings to customers with our scales, for any inquiry or distribution of the JOYSCALE products, please send the enquiry to hiweigh@gmail.com or joyscale@hotmail.com

OEM
ODM

We accept OEM/ODM cooperation.



For other brands used in our catalogues or website (www.hiweigh.com or www.joyscale.com), such as Bluetooth (Brand, Logo, Picture) all belong to Bluetooth SIG, we believe that our supplier of our bluetooth device for our indicators and scales already got authorities from Bluetooth SIG as they are the legal company for this device in China, For other concerning brand, if not specified marks, it belongs to the owner or the company who registered or owned it completely, if any info in our catalogue or website not correct or wrong, please send mail to hiweigh@gmail.com for modifying or deleting, thanks.

All copyright of photos and pictures in the website (www.hiweigh.com and www.joyscale.com) and catalogues (this and all others) are belong to Hiweigh Technologies Limited and Shanghai Scales & Accessories Factory completely, if any copy or use of the photos or other info in the website or catalogue, it must got our authorities by sending the mail to hiweigh@gmail.com or hiweigh@hotmail.com or call us at 0086-21-24281404 or fax to 0086-21-24281385, any using or coping without promise will bring the lawsuit possibility or other risks



For all other legal consultancy or question, please send the email to our lawyer: Mr.Zhu at zhch316@126.com or call at 0086-13962683621 with the office address at Rm601, Building C, No. 177, Middle Changjiang Road, Kushan, Jiangsu.

Since 1998

CONTENTS

Single Deck FD/FDZ/FDS/FC

1

Low Profile FDR/FDRS

5

Low Profile FDX/FDXS

7

Low Profile FDL/FDLS

9

Double Deck FT/FTS

11

Double Deck Low Profile FTL/FTLS

13

Washable Platform FW


15

Aluminum Platform FM

16

Accessories RF/RFS IS

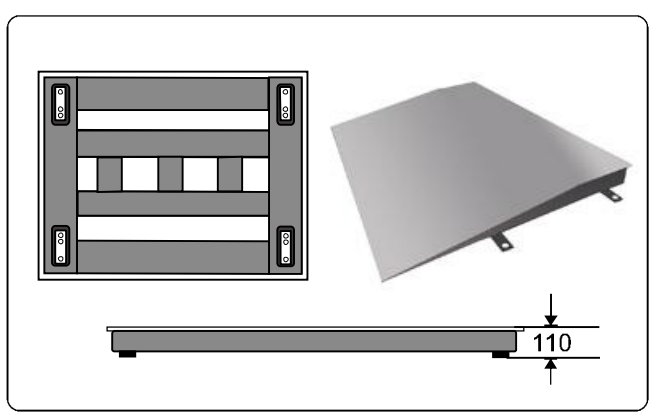
17



Specifications

- Capacity: 1-3T, 5T, (2Klb-10Klb)◆
- Platform Size: 1.0/1.2/1.5x1.0/1.2/1.5/2.0m◆
- 5mm checked plate◆
- Plastic powder coating◆
- Single deck design with bended beams◆
- 4 OIML/NTEP Approved H8C load cells◆
- S.S or ABS junction box◆
- Ramp available◆


MODEL	SIZE(mm)	LOAD CELL	CAPACITY (Kg)	DIVISION
FD1010	1000x1000	H8C	500-3000Kg	1/3000-1/6000
FD1212	1200x1200	H8C	500-3000Kg	1/3000-1/6000
FD1215	1200x1500	H8C	500-3000Kg	1/3000-1/6000
FD1515	1500x1500	H8C	500-3000Kg	1/3000-1/6000
FD1520	1500x2000	H8C	500-5000Kg	1/3000-1/6000



Specifications

- Capacity: 1-3T, 5T, (2Klb-10Klb)◆
- Platform Size: 1.0/1.2/1.5x1.0/1.2/1.5/2.0m◆
- Complete stainless steel platform◆
- 4mm 304# s.s polishing plate◆
- Single deck design with bended beams◆
- 4 OIML/NTEP Approved s.s B8D load cells◆
- S.S or ABS junction box◆
- Ramp available◆

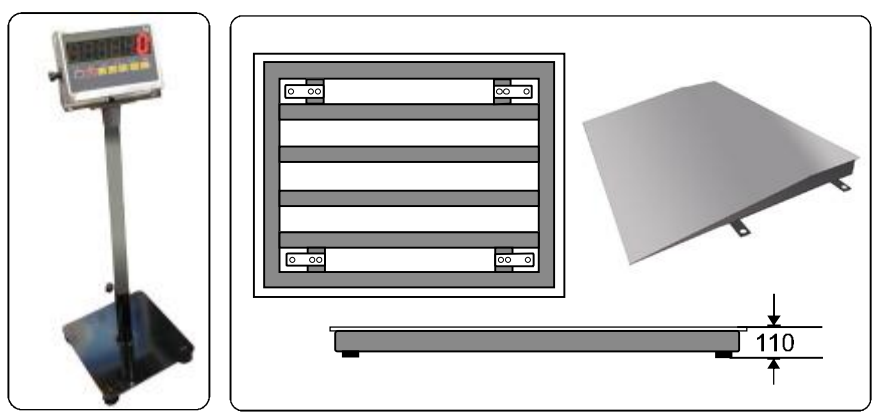

MODEL	SIZE(mm)	LOAD CELL	CAPACITY (Kg)	DIVISION
FDS1010	1000x1000	B8D	500-3000Kg	1/3000-1/6000
FDS1212	1200x1200	B8D	500-3000Kg	1/3000-1/6000
FDS1215	1200x1500	B8D	500-3000Kg	1/3000-1/6000
FDS1515	1500x1500	B8D	500-3000Kg	1/3000-1/6000
FDS1520	1500x2000	B8D	500-3000Kg	1/3000-1/6000



Specifications

- Capacity: 1-3T, 5T, (2Klb-10Klb)◆
- Platform Size: 1.0/1.2/1.5x1.0/1.2/1.5/2.0m◆
- 5mm checked plate◆
- Galvanized process◆
- Single deck design with bended beams◆
- 4 OIML/NTEP Approved H8C load cells◆
- S.S or ABS junction box◆
- Ramp available◆

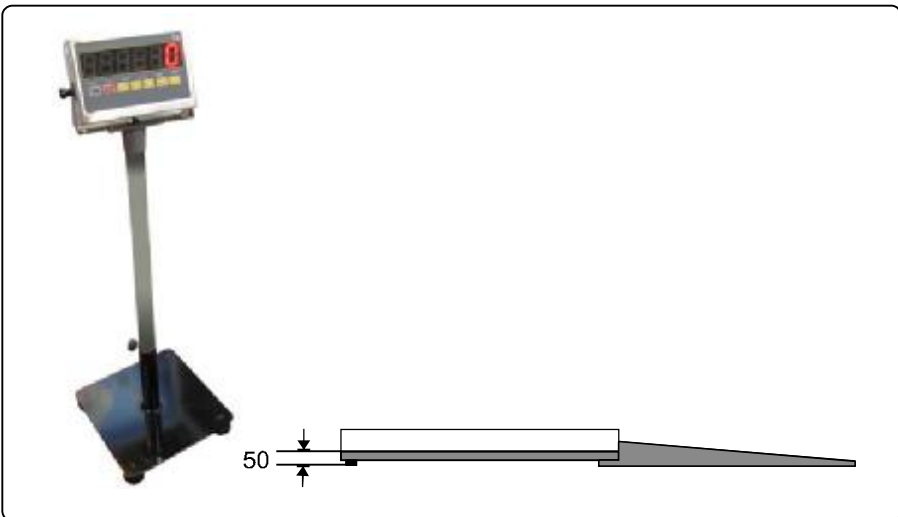
MODEL	SIZE(mm)	LOAD CELL	CAPACITY (Kg)	DIVISION
FDZ1010	1000x1000	H8C	500-3000Kg	1/3000-1/6000
FDZ1212	1200x1200	H8C	500-3000Kg	1/3000-1/6000
FDZ1215	1200x1500	H8C	500-3000Kg	1/3000-1/6000
FDZ1515	1500x1500	H8C	500-3000Kg	1/3000-1/6000
FDZ1520	1500x2000	H8C	500-3000Kg	1/3000-1/6000



Specifications

- Capacity: 1-3T (1klb-6Klb)◆
- Platform Size: 1.0/1.2/1.5x1.0/1.2/1.5m◆
- Complete stainless steel platform◆
- 4mm 304# s.s polishing plate◆
- Single deck design with welded s.s tubes◆
- 4 OIML/NTEP Approved s.s B8D load cells◆
- S.S or ABS junction box◆
- Ramp available◆

MODEL	SIZE(mm)	LOAD CELL	CAPACITY (Kg)	DIVISION
FC1010	1000x1000	B8D	500-3000Kg	1/3000-1/6000
FC1212	1200x1200	B8D	500-3000Kg	1/3000-1/6000
FC1215	1200x1500	B8D	500-3000Kg	1/3000-1/6000
FC1515	1500x1500	B8D	500-3000Kg	1/3000-1/6000

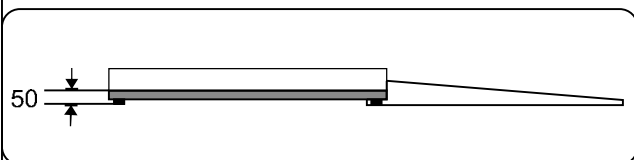
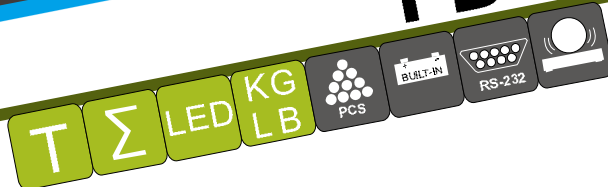


Specifications

- Capacity: 1-3T◆
- Platform Size: 1.0/1.2/1.5x1.0/1.2/1.5m◆
- Low profile design◆
- Plastic powder coating◆
- 4 OIML/NTEP Approved H8C load cells◆
- S.S or ABS junction box◆
- Protection side◆
- 500mm Ramp◆

MODEL	SIZE(mm)	LOAD CELL	CAPACITY (Kg)	DIVISION
FDR1010	1000x1000	H8C	500-3000Kg	1/3000-1/6000
FDR1212	1200x1200	H8C	500-3000Kg	1/3000-1/6000
FDR1215	1200x1500	H8C	500-3000Kg	1/3000-1/6000
FDR1515	1500x1500	H8C	500-3000Kg	1/3000-1/6000

HIWEIGH®




Specifications

- Capacity: 1-3T◆
- Platform Size: 1.0/1.2/1.5x1.0/1.2/1.5m◆
- Low profile design◆
- S.S checked plate◆
- 4 OIML/NTEP Approved B8D load cells◆
- S.S junction box◆
- Protection side◆
- 300mm Ramp◆

MODEL	SIZE(mm)	LOAD CELL	CAPACITY (Kg)	DIVISION
FDRS1010	1000x1000	B8D	500-3000Kg	1/3000-1/6000
FDRS1212	1200x1200	B8D	500-3000Kg	1/3000-1/6000
FDRS1215	1200x1500	B8D	500-3000Kg	1/3000-1/6000
FDRS1515	1500x1500	B8D	500-3000Kg	1/3000-1/6000

HIWEIGH

www.hiweigh.com Email: hiweigh@gmail.com hiweigh@hotmail.com
 Tel:0086-21-24281404 Fax:0086-21-24281385
 Add: No.2278, Zhaotai Road, Minhang District,
 Shanghai 201112, China

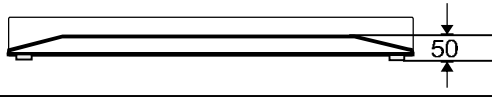


Specifications

- Capacity: 1-3T◆
- Platform Size: 1.0/1.2/1.5x1.0/1.2/1.5m◆
- Low profile design◆
- Plastic powder coating◆
- 4 OIML/NTEP Approved H8C load cells◆
- S.S or ABS junction box◆
- Protection side◆
- 200mm interior ramp◆

MODEL	SIZE(mm)	LOAD CELL	CAPACITY (Kg)	DIVISION
FDX1010	1000x1000	H8C	500-3000Kg	1/3000-1/6000
FDX1212	1200x1200	H8C	500-3000Kg	1/3000-1/6000
FDX1215	1200x1500	H8C	500-3000Kg	1/3000-1/6000
FDX1515	1500x1500	H8C	500-3000Kg	1/3000-1/6000

HIWEIGH®



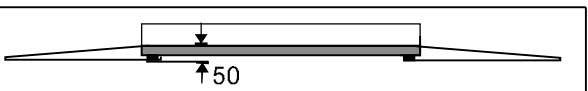
Specifications

- Capacity: 1-3T◆
- Platform Size: 1.0/1.2/1.5x1.0/1.2/1.5m◆
- Low profile design◆
- Stainless steel structure◆
- 4 OIML/NTEP Approved B8D load cells◆
- S.S junction box◆
- Protection side◆
- 200mm interior ramp◆

MODEL	SIZE(mm)	LOAD CELL	CAPACITY (Kg)	DIVISION
FDXS1010	1000x1000	B8D	500-3000Kg	1/3000-1/6000
FDXS1212	1200x1200	B8D	500-3000Kg	1/3000-1/6000
FDXS1215	1200x1500	B8D	500-3000Kg	1/3000-1/6000
FDXS1515	1500x1500	B8D	500-3000Kg	1/3000-1/6000

HIWEIGH

www.hiweigh.com Email: hiweigh@gmail.com hiweigh@hotmail.com
 Tel:0086-21-24281404 Fax:0086-21-24281385
 Add: No.2278, Zhaotai Road, Minhang District,
 Shanghai 201112, China


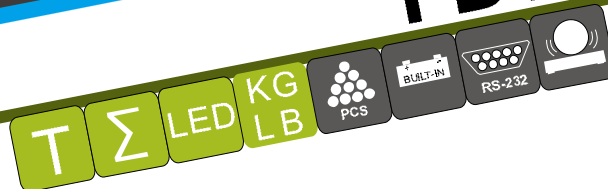


Specifications

- Capacity: 1-3T◆
- Platform Size: 1.0/1.2/1.5x1.0/1.2/1.5m◆
- Low profile design◆
- Single deck design◆
- 4 OIML/NTEP Approved H8C load cells◆
- S.S or ABS junction box◆
- Protection side◆
- 300/500mm Ramp◆

MODEL	SIZE(mm)	LOAD CELL	CAPACITY (Kg)	DIVISION
FDL1010	1000x1000	H8C	500-3000Kg	1/3000-1/6000
FDL1212	1200x1200	H8C	500-3000Kg	1/3000-1/6000
FDL1215	1200x1500	H8C	500-3000Kg	1/3000-1/6000
FDL1515	1500x1500	H8C	500-3000Kg	1/3000-1/6000

HIWEIGH®



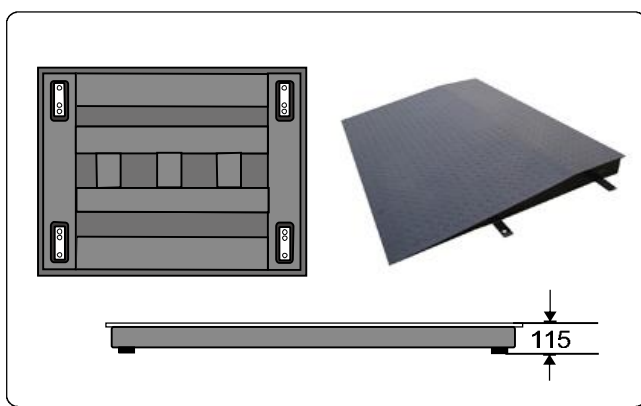
Specifications

- Capacity: 1-3T◆
- Platform Size: 1.0/1.2/1.5x1.0/1.2/1.5m◆
- Stainless steel structure◆
- Low profile design◆
- Single deck design◆
- 4 OIML/NTEP Approved B8D load cells◆
- S.S or ABS junction box◆
- Protection side◆
- 300/500mm Ramp◆

MODEL	SIZE(mm)	LOAD CELL	CAPACITY (Kg)	DIVISION
FDLS1010	1000x1000	B8D	500-3000Kg	1/3000-1/6000
FDLS1212	1200x1200	B8D	500-3000Kg	1/3000-1/6000
FDLS1215	1200x1500	B8D	500-3000Kg	1/3000-1/6000
FDLS1515	1500x1500	B8D	500-3000Kg	1/3000-1/6000

HIWEIGH

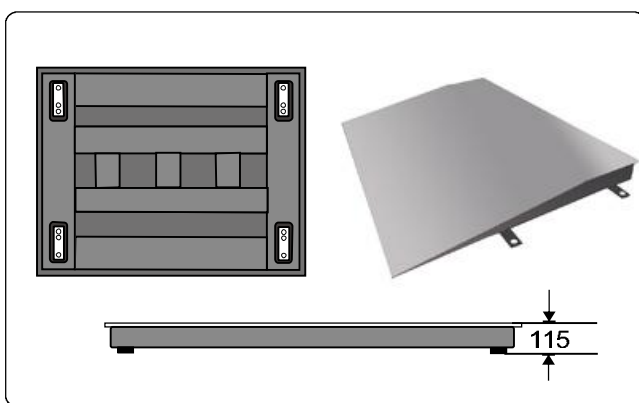
www.hiweigh.com Email: hiweigh@gmail.com hiweigh@hotmail.com
 Tel:0086-21-24281404 Fax:0086-21-24281385
 Add: No.2278, Zhaotai Road, Minhang District,
 Shanghai 201112, China



Specifications

- Capacity: 1-3T (1klb-6Klb)◆
- Platform Size: 1.0/1.2/1.5x1.0/1.2/1.5/2.0m◆
- Double deck design for easily movement◆
- 5mm checked plate◆
- Powder coating process◆
- 4 OIML/NTEP Approved H8C load cells◆
- S.S or ABS junction box◆
- Ramp available◆

MODEL	SIZE(mm)	LOAD CELL	CAPACITY (Kg)	DIVISION
FT1010	1000x1000	H8C	500-3000Kg	1/3000-1/6000
FT1212	1200x1200	H8C	500-3000Kg	1/3000-1/6000
FT1215	1200x1500	H8C	500-3000Kg	1/3000-1/6000
FT1515	1500x1500	H8C	500-3000Kg	1/3000-1/6000
FT1520	1500x2000	H8C	500-3000Kg	1/3000-1/6000

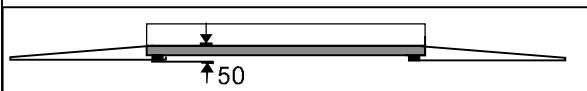
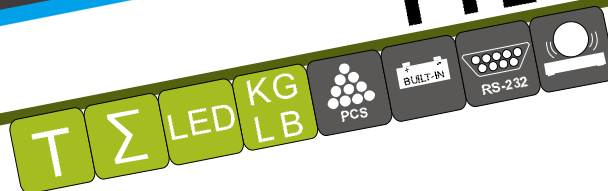


Specifications

- Capacity: 1-3T (1klb-6Klb)◆
- Platform Size: 1.0/1.2/1.5x1.0/1.2/1.5m◆
- Double deck design for easily movement◆
- Stainless steel structure◆
- Powder coating process◆
- 4 OIML/NTEP Approved S.S B8D load cells◆
- S.S junction box◆
- Ramp available◆

MODEL	SIZE(mm)	LOAD CELL	CAPACITY (Kg)	DIVISION
FTS1010	1000x1000	B8D	500-3000Kg	1/3000-1/6000
FTS1212	1200x1200	B8D	500-3000Kg	1/3000-1/6000
FTS1215	1200x1500	B8D	500-3000Kg	1/3000-1/6000
FTS1515	1500x1500	B8D	500-3000Kg	1/3000-1/6000

HIWEIGH®



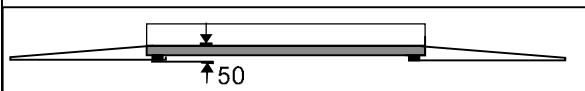
Specifications

- Capacity: 1-3T◆
- Platform Size: 1.0/1.2/1.5x1.0/1.2/1.5m◆
- Low profile design◆
- Double deck design◆
- 4 OIML/NTEP Approved H8C load cells◆
- S.S or ABS junction box◆
- Protection side◆
- 300/500mm Ramp◆

MODEL	SIZE(mm)	LOAD CELL	CAPACITY (Kg)	DIVISION
FTL1010	1000x1000	H8C	500-3000Kg	1/3000-1/6000
FTL1212	1200x1200	H8C	500-3000Kg	1/3000-1/6000
FTL1215	1200x1500	H8C	500-3000Kg	1/3000-1/6000
FTL1515	1500x1500	H8C	500-3000Kg	1/3000-1/6000

HIWEIGH

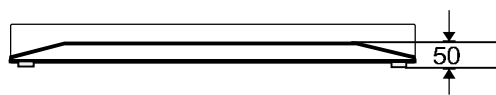
www.hiweigh.com Email: hiweigh@gmail.com hiweigh@hotmail.com
 Tel:0086-21-24281404 Fax:0086-21-24281385
 Add: No.2278, Zhaotai Road, Minhang District,
 Shanghai 201112, China



Specifications

- Capacity: 1-3T◆
- Platform Size: 1.0/1.2/1.5x1.0/1.2/1.5m◆
- Stainless steel structure◆
- Low profile design◆
- Double deck design◆
- 4 OIML/NTEP Approved B8D load cells◆
- S.S junction box◆
- Protection side◆
- 300/500mm Ramp◆

MODEL	SIZE(mm)	LOAD CELL	CAPACITY (Kg)	DIVISION
FTLS1010	1000x1000	B8D	500-3000Kg	1/3000-1/6000
FTLS1212	1200x1200	B8D	500-3000Kg	1/3000-1/6000
FTLS1215	1200x1500	B8D	500-3000Kg	1/3000-1/6000
FTLS1515	1500x1500	B8D	500-3000Kg	1/3000-1/6000

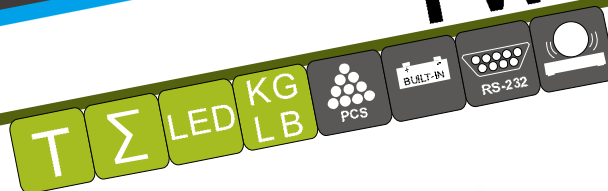


Specifications

- Capacity: 500/1000Kg◆
- Platform Size: 0.8x0.8m◆
- Aluminum materia, 28Kg only◆
- Low profile design◆
- With wheels, easily movement◆
- 4 OIML/NTEP Approved H8C load cells◆
- S.S or ABS junction box◆
- Protection side◆
- Suitable for medical and hospital use◆

MODEL	SIZE(mm)	LOAD CELL	CAPACITY (Kg)	DIVISION
FM8080	800x800	H8C	500-1000Kg	1/3000-1/6000

HIWEIGH®



Specifications

- Capacity: 1-3T (1klb-6Klb)◆
- Platform Size: 1.0/1.2/1.5x1.0/1.2/1.5◆
- Washable design, perfect for food industry◆
- 304# s.s material◆
- Polishing process◆
- 4 OIML/NTEP Approved S.S B8D load cells◆
- S.S junction box◆
- Ramp available◆

MODEL	SIZE(mm)	LOAD CELL	CAPACITY (Kg)	DIVISION
FW1010	1000x1000	B8D	500-3000Kg	1/3000-1/6000
FW1212	1200x1200	B8D	500-3000Kg	1/3000-1/6000
FW1215	1200x1500	B8D	500-3000Kg	1/3000-1/6000
FW1515	1500x1500	B8D	500-3000Kg	1/3000-1/6000

HIWEIGH

www.hiweigh.com Email: hiweigh@gmail.com hiweigh@hotmail.com
 Tel:0086-21-24281404 Fax:0086-21-24281385
 Add: No.2278, Zhaotai Road, Minhang District,
 Shanghai 201112, China

HIWEIGH®



Specifications

- ◆ Rugged design
- ◆ With Fixing Screw Holes
- ◆ Multi-sizes choices of 1.0/1.2/1.5m x 0.84m
- ◆ 1.06m length available
- ◆ Stainless Steel Available (RFS model)

Specifications

- ◆ With 304# s.s pole
- ◆ With four rubber feet for better standing
- ◆ With extended pole design
- ◆ Fixing model available

HIWEIGH

www.hiweigh.com Email: hiweigh@gmail.com hiweigh@hotmail.com
 Tel:0086-21-24281404 Fax:0086-21-24281385
 Add: No.2278, Zhaotai Road, Minhang District,
 Shanghai 201112, China

Scales & Balances
Básculas & Balanzas
Waagen
Systèmes de Pesage

Bilancia Pesa
Весы
秤 & 天平
はかり



HIWEIGH®
HIWEIGH

Thanks for reading our catalogue, for more products, please log on to
www.hiweigh.com

www.hiweigh.com hiweigh@gmail.com hiweigh@hotmail.com