




Aviation Aluminum Alloy  
 6061-T6 Heavy duty aluminum alloy platform  
 Big capacity up to 3200Kg/set - RS1473

IP65-IP67 Protection  
 RS1473 with alloy steel IP67 load cell  
 RS1472 with aluminum IP65 load cell

50:50 Driving  
 Target weight calculation for each wheel



### Dimensions



RS1472

### Specifications

**POWER**  
 100-240V (50-60Hz) adaptor  
 Rechargeable battery 6V10Ah  
 Estimated working: 40hrs

**PLATFORM SIZE**  
 380 x 380 x 70mm

**CAPACITY**  
 RS1473 - 3200kg  
 RS1472 - 2400kg

**ACCURACY**  
 1kg

**FINISH**  
 RS1473 - coated  
 RS1472 - nature  
 \*optional oxidation processed

**UNITS**  
 Kg/lb

**OUTPUT**  
 RS232  
 USB (optional)

### Description

#### PLATFORM

Compact design 6061 aluminum alloy  
 Capacity up to 800kg/each  
 IP67 alloy steel load cell - RS1473  
 IP65 aluminum load cell - RS1472  
 With handle for easy movement  
 Optional oxidation process

#### XM4 INDICATOR

Special edition for race cars  
 Weight/percentage of each wheel  
 Weight/percentage of each axle  
 Weight/percentage of cross axle  
 Target weight calculation of each wheel  
 --- For getting 50:50 driving experience  
 Kg/lb unit

ABS suitcase  
 RS232 interface  
 RS1473 with printer  
 Weighing records retrieve

printing receipt sample

17/05/2015 14:21:32	
No.38	Total = 3034kg
Actual Weight	
LF= 755kg	24.88%
RF= 759kg	25.01%
LR= 754kg	24.85%
RR= 766kg	25.24%
CR= 1513kg	49.88%
Target Weight	
LF= 753kg	24.81%
RF= 761kg	25.08%
LR= 756kg	24.91%
RR= 764kg	25.18%
CR= 1517kg	50.00%

### Pictures



RS1472 without printer



RS1473 with printer

\* one set consists of 4 weigh pads and 1 XM4 indicator

### Models

Part No.	410096	410097
Models	RS1472	RS1473
<b>U.P.(USD)</b>	<b>US\$2,600.00</b>	<b>US\$3,800.00</b>
Capacity/pair	2400kg	3200kg
Division	1kg	1kg
Weight(set)*	58kg	58kg